

# PRODUCTION TIME-SAVERS

## ALL-POWER

AUTOMOTIVE  
PRODUCTS

202 ROOSEVELT AVENUE  
MONTEBELLO, CALIFORNIA

THE WORLD  
OVER

CATALOGUE SERIES 1000  
6-49-10

### RIDGE REAMERS

No. 104RR

#### New and Revolutionary Principle In Ridge Reamers

The principle of removing the ridge is the same as is employed when using an expansion reamer: therefore, a smooth wall surface is achieved.

The outside finger tip adjusting screw speeds up the resetting operation.

#### A QUICK SETTING FAST CUTTING RIDGE REAMER


- Longer life of cutter blade before sharpening.
- Cutter blade body is hard chrome plated for lasting service.
- Cutter blade follows out-of-round cylinder walls.
- Under-cutting is eliminated.
- Cutter blade — SELF-ALIGNING.

The CARBOLOY Tipped cutter blade will remove the ridge in FORD STEEL SLEEVES without damage to the cutter blade.

RANGE OF SIZES: 2-3/8" to 4-1/8" Incl.

New principle for resetting Ridge Reamers for various size cylinders: The operation is simple and quickly executed. No special wrenches required. To operate use 9/16" socket and ratchet wrench. An outside adjusting screw regulates the cutting depth of the cutting blade.

Cutter Blade  
Finger Tip  
Adjusting Screw



Featuring a

#### CARBOLOY TIPPED CUTTER BLADE

That services many cylinders without re-sharpening.



All Power Manufacturing Company



202 Roosevelt Avenue

Printed in U.S.A.



Montebello, California

Made in U.S.A.

[www.ntractorclub.com](http://www.ntractorclub.com)

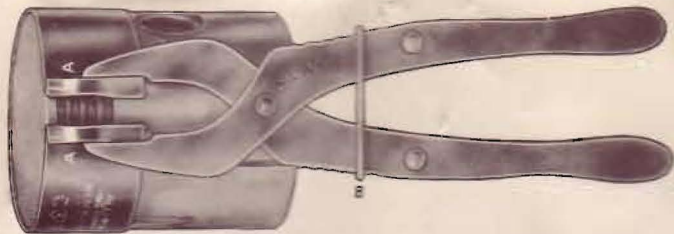


## PISTON RING COMPRESSOR

### No. 101CS COMPRESSOR SET

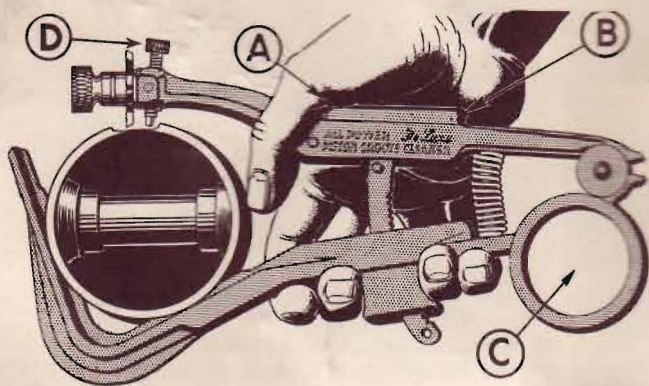
(6 Bands 2 1/2" to 4" — 1 Pair Pliers)

Length of Pliers 9 Inches



## PISTON GROOVE CLEANERS

No. 500



No. 100



10" Long

No 100—Piston Groove Cleaner services piston sizes of 2 1/2 to 4" incl., the Cutter blade is four pronged servicing piston ring grooves of 3/32 to 3/16 incl. The handle is cadmium plated.



A new principle for installing the Steel Segment type of Piston Ring. Special designed Pliers for both top and bottom installation, with the positive locking principle "C". Once the Band is compressed it can be locked, eliminating back slippage.

No. 101—INDIVIDUAL COMPRESSOR BAND ONLY.

No. 101 FS—FORD SPECIAL BAND (For 4 Ring Piston only).

For Pistons 3 1/16 to 3 3/16, incl.

No. 101P—SPECIAL PLIERS .....

SET PACKAGE ..... No. 101CS

Including 6 Bands of Sizes A to F and One Pair of Pliers

### COMPRESSOR BAND SIZES

A	2 1/2 to 2-11/16 incl.	D	3 1/4 to 3- 3/16 incl.
B	2 3/4 to 2-15/16 incl.	E	3 1/2 to 3-11/16 incl.
C	3 to 3- 3/16 incl.	F	3 3/4 to 4 incl.



A NEW and Revolutionary Principle  
In Piston Groove Cleaners

### DeLuxe Piston Groove Cleaner

A beauty in appearance and design. Chrome-plated. The tool mechanics take pride in owning. No other groove cleaner will compare in its many mechanical advantages.

**CUTTER BLADE**—The quick-setting, self-aligning, large, five-prong cutter blade is a major feature permitting quick operation in adjusting to the various ring-groove widths.

**SERVICES. RING GROOVES, WIDTHS OF 3/32", 1/8", 3/16" and 1/4", incl.**

Services a range of pistons 2 1/2" to 5", incl., is a new ALL-POWER time-saver.

**OPERATION**—The locking principle is quickly executed and positive. NO BACK SLIPPING. The large ring at "C" for inserting the finger in revolving tool is a new feature. Pressure at "A" locks the tool; pressure at "B" releases. Ring Groove Depth Screw—Letter "D"—prevents blade from dropping into large oil holes and ring slots in ring groove.





# FORD V-8 VALVE ASSEMBLER

No. 102V



**VALVE  
STEM HOLDING TOOL  
(LOCK)**

No. 102VL



Packaged 8 tools to the box.




222 ROOSEVELT AVENUE  
MONTREZELLO, CALIFORNIA



A FIXTURE FOR ASSEMBLING AND DISMANTLING  
THE VALVE ASSEMBLY.

The Valve Stem Holding Tool is used when installing the Valve Assembly. Its use permits quick accessibility to the Valve Guide Bushing Groove, for installing the Horseshoe Valve Guide Bushing Keeper. One of these Holding Tools is included free of charge with each Assembler Fixture.




**VALVE STEM HOLDING TOOL IN PLACE**

← Photo reflects the Valve Stem Holding Tool in place when the Valve Assembly is assembled. This method of installing the Valve Assembly permits the operator to drive the Valve Guide Bushing below the cylinder block to permit easy accessibility in the installation of the horseshoe Valve Guide Bushing Lock.



# PRECISION CON-ROD GAUGES

No. FM105G



Face of Gauge  
←

COMPANION GAUGES  
for MERCURY and FORD V-8

THE EIGHT RODS CAN BE CHECKED IN 5 MINUTES!  
A set of gauges for measuring the wear and out-of-round of the Ford V-8 and Mercury Conrods at the crankshaft bearing end.

The gauges are accurately ground to a fractional thousandths of an inch. There are 7 graduated steps. The All-Power Conrod Gauge will sell car owners a rod exchange. All piston ring installation should include conrod resizing by use of the All-Power gauge as out-of-round and over size conrods create oil pumping.

Mechanics should check all Ford and Mercury conrods for wear and out-of-round before ordering new bearing inserts.

ALSO OF IMPORTANCE:—Check all old rods for misplaced rod bearing caps before re-installing.




ADAPTABLE TO  
FORD SIX — V-8 — MERCURY — LINCOLN-ZEPHYR

The All-Power Valve Assembly Nock-Out Tool removes the assembly in a few seconds without damage to valve, spring or bushing. The jaws and arms are drop forged from a special analysis of chrome, nickel and manganese steel — heat treated for extreme toughness and wear. The tool is constructed both in design and quality of material to last the average mechanic a lifetime.

# FORD VALVE ASSEMBLY NOCK-OUT

No. F201-KO



The SHOCK PRINCIPLE—


The sudden shock of the slide hammer cracks or jars the valve guide bushings loose by use of the Slide Hammer principle. The valve is raised above the valve seat to whereby it can be easily lifted out of the motor block by hand.





## FORD VALVE GUIDE HOLE CLEANER

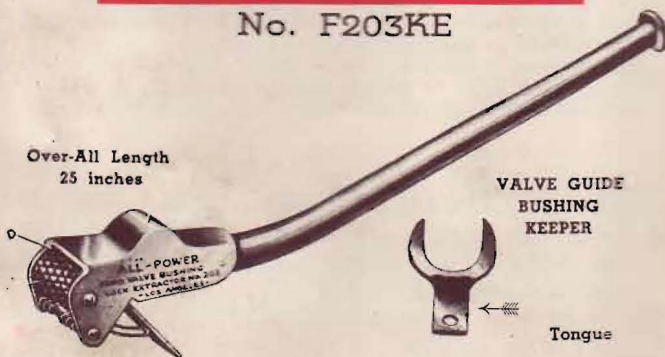
No. F202GHC



Adaptable to FORD V-8, MERCURY, LINCOLN-ZEPHYR

## FORD VALVE GUIDE Horseshoe Keeper EXTRACTOR

No. F203KE



## CAMSHAFT BEARING NOCK-OUT

No. 204



Length 39 in.

All driving plugs are hardened and ground.  The driving plugs are attached to the Slide Hammer Driver with a nut 

## ALL-POWER VALVE PULLER

No. 205VP



Length 12 in.



THE ALL-POWER FORD VALVE GUIDE HOLE CLEANER cleans carbon out of the valve guide hole in the motor block and in the same operation removes the carbon from the valve seat recess in the block. The operation requires only a few seconds. Simple in construction — easy to operate.

LETTER "A"

Carboloy Cutting Blade for removing carbon from Valve Recess.

LETTER "B"

Carboloy Cutting Blade for cleaning out the Valve Guide Bushing Hole in the Cylinder block. Adaptable for use in Ford V-8, Mercury and Lincoln-Zephyr.

To operate use a Speed Wrench and 7/16" socket.

The Split Body Shell is constructed of TEMPERED SPRING STEEL.



THE ALL-POWER VALVE GUIDE EXTRACTOR REMOVES THE TOUGHEST VALVE GUIDE KEEPER

An outstanding improvement over the old method of removing Horseshoe Keepers from Lincoln-Zephyr and Ford motors.

Many times have mechanics experienced costly delays through the removing of the horseshoe keeper with tools designed to pull the keeper out by using the hole in the tongue, and by so doing, tear out the hole.

The All-Power Extractor prevents the tearing out of the hole in the Keeper. All sixteen Horseshoe Keepers can be removed in 5 minutes!

The tongue of the keeper is inserted at letter D of photo.



The slide hammer principle of driving the new bearing into place is a time saver, as mechanic can keep his eye on the movement of the bearing. Some bearings must be located to within .030 of an inch.

No. 204-SH-D—Slide Hammer Driver only

No. F-204 D.P.—Ford V-8, Mercury and Lincoln-Zephyr Driving Plugs

No. F-204—60 D.P.—Ford 60 Driving Plugs

No. C-204 D.P.—Chevrolet 1937-45 (Set of 4 Plugs)

No. P.D. 204 D.P.—Plymouth-Dodge Driving Plugs ('37 to '42) (3 Plugs to the set)

Order 1 Slide-Hammer Driver and the driving plugs desired to make one complete tool — order by numbers.



A VALVE PULLER WITH SLIDE HAMMER PRINCIPLE

The cage (A) which slides over and around the valve head is made of high grade steel and drop forged for strength. By the use of the All-Power Valve Puller all tight or stuck valves can be quickly removed from the motor. The vertical pull principle in applying the driving force by use of the slide hammer eliminates any possibility of bending the valve stems. Will operate on ALL TYPES of passenger cars and trucks having valve head sizes up to 1 3/4" incl. in diameter.

☆ All-Power Manufacturing Company ☆

202 Roosevelt Avenue



Montebello, California